




BELGARD®
PAVES THE WAY

PRODUCT CATALOG



LOCAL SERVICE NATIONAL REACH

Belgard® has been North America's number one brand of pavers and landscape wall products for over 25 years.

The only nationwide provider of hardscape products, we have established ourselves as an industry leader and dedicated partner to homeowners and industry professionals alike. With over 20,000 hours each year dedicated to research and development, we are renowned for paving the way with expertise and innovations that guide industry trends.

Backed by a national infrastructure of more than 150 operating locations, every town is our town. Our network of Belgard Authorized Contractors is trained to deliver superior craftsmanship, and our products set the standard for quality. We proudly stand behind those products with a lifetime transferable limited warranty, giving you the peace of mind to know that your outdoor space will retain its beauty for years to come.



6 UNIQUE LOOKS TO FIT ANY STYLE

Collections by Belgard®, a simple, straightforward way to navigate our product offerings. Sorted by texture, each collection is a sampling of products that look great together no matter the application.

M METROPOLITAN
Smooth finish. Straight lines.

L LEGACY
Soft edges. Split face.
Accent pieces.

E ENVIRONMENTAL
Permeable. Eco-Friendly.

N NATURAL
Look of slate and worn stone. Sculpted.

H HERITAGE
Antiqued. Tumbled.

P PORCELAIN
High-definition.
Unbeatable durability.



NOTE: Belgard® cannot guarantee printed color swatches will match actual product. All colors shown are approximate representations of the standard product. Actual colors may vary slightly due to batch variances and environmental conditions at time of photography. Actual sizes may vary by region. Please contact your local Belgard representative for accurate samples, availability and pricing.



See page 6 for Belgard's
2021 Color of the Year



22

PAVERS

METROPOLITAN

Dimensions™ p. 24

NATURAL

Origins™ p. 26
Mega-Arbel™ Patio Slab p. 28

HERITAGE

Dublin Cobble® p. 30

LEGACY

Holland Stone p. 32
London Cobble p. 34

ENVIRONMENTAL

Aqualine p. 36
Turfstone™ p. 37

PORCELAIN

Quarziti 2.0 p. 40
Glocal p. 42
Silverlake p. 43
Verona™ p. 44
Noon p. 45
Unico p. 46

PRODUCT FEATURES

Tru-Scapes Lighting p. 8
Versatile Landscaping p. 66



48

WALLS

METROPOLITAN

Melville™ Wall p. 52

NATURAL

Belair Wall® p. 54
Diamond Pro® PS Quarried Face p. 56
Hillcrest™ Stone p. 57

HERITAGE

Celtik™ Wall & Pier Kit p. 58
Weston Stone™ p. 60

LEGACY

Diamond® 9D p. 62
Diamond Pro® p. 63
Diamond Pro® PS p. 64
Highland Stone® p. 65

VERSATILE LANDSCAPING

NATURAL

Ashlar Tandem™ p. 68



70

FIRE FEATURES

NATURAL

Bordeaux™ Series p. 72
Bristol™ Series p. 73

HERITAGE

Weston Stone™ Traditional Fireplace p. 74
Weston Stone™ Fire Pit Kit p. 75

ACCESSORIES

NATURAL

Landings™ Step p. 78
Henley Collection™ Pier Cap p. 79

LEGACY

Marina™ Coping p. 80
Anglia Edger® p. 81

6 YEARS OF INSPIRING OUTDOOR LIVING DREAMS TOGETHER

Our long-term sponsorship of the HGTV® Dream Home means collaborating with top design professionals to create trend-forward outdoor spaces that inspire millions of homeowners.

VISIT Belgard.com/HGTVDreamHome
FOR MORE THROWBACK PHOTOS FROM THE LAST FIVE YEARS

TOP: ASHLAR TANDEM SEAT WALL & CATALINA SLATE

BOTTOM: CATALINA SLATE & BORDEAUX GRILL ISLAND

RIGHT: BORDEAUX FIREPLACE AND WOOD BOXES & CATALINA SLATE



HGTV, HGTV Dream Home, HGTV Dream Home Giveaway and their associated logos are trademarks of Discovery or its subsidiaries and affiliates. All rights reserved.
Photos © 2016 - 2019 Discovery or its subsidiaries and affiliates. All rights reserved.



Escape back to the idyllic retreats of HGTV® Dream Home

HGTV
DREAM HOME
2020
PROUD SPONSOR



LEFT: MELVILLE PLANK, MELVILLE TANDEM FIREPIT, ASHLAR TANDEM PLANTER BOX, LANDINGS STEP & TURIN STEP STONES

TOP: MELVILLE PLANK

BOTTOM: TURIN STEP STONES, MELVILLE PLANK, & ASHLAR TANDEM GRILL ISLAND

2019

WHITEFISH, MONTANA

This **MODERN MOUNTAIN HIDEAWAY** featured seamless transitions between the indoor and outdoor spaces to enhance the dramatic view.


2020

HILTON HEAD ISLAND, SOUTH CAROLINA


This **COASTAL LOWCOUNTRY RETREAT** embraced the marsh-front backdrop by weaving organic elements and textures throughout the entire space.

LOOK FOR US IN THE
2021 HGTV DREAM HOME!





Combine Marigold with 2020 Color of the Year, Terrarium, to energize your outdoor spaces.



BRIGHTEN *your* SPACE

with Belgard's Color of the Year

A versatile and vibrant hue, Marigold pairs well with neutrals to add a boost of energy to the Naturalism trend.

Tying in perfectly with last year's pick, Terrarium, this punchy Color of the Year acts like a ray of sunshine to add a cheerful vibe to your outdoor spaces.



MARIGOLD
Belgard Color of the Year



LIGHT *up the* NIGHT



BLUETOOTH® TRANSFORMERS

App based transformer allows for easy set-up and programming

Smart Bluetooth wireless landscape lighting transformer with a dashboard to check status and manually control the lights



150 Watt



300 Watt



LOW VOLTAGE PATHWAY LIGHTS for Pathways, Patio Edges & Flower Beds



Traditional Path Light



Classic Path Light



Modern Path Light



Lantern Path Light



ACCENT/SPOT LIGHTS for Plants, Trees, Houses & Landscape Features



Traditional Accent Light



High Power Accent Light



Wall Wash Light



PAVER LIGHTS for Walkways



6-Inch



8-Inch



9-Inch

HARDSCAPE LIGHTS for Steps & Walls



7-Inch



PILLAR LIGHTS for Pillars & Columns



Traditional Pillar Light



Modern Pillar Light



NEW!

Noble Pillar Light





WATER



PIGMENT



**COARSE
& FINE
AGGREGATE**

SEE WHAT WE'RE MADE OF

We don't just follow the trends, we create them. We develop innovative technologies to more closely mimic the features of natural stone. We create design-forward color blends to work in harmony with any style. And we do it all with quality and durability for beauty that lasts.



**PORTLAND
CEMENT**



TEXTURE

Texture plays an integral role in outdoor living design. The textures chosen can add a dimensional aspect, a time-worn aesthetic or an element of sophistication.



SLATE / RUSTIC




SCULPTED



COBBLED



DIMPLED



SMOOTH / GRANA



STANDARD



DISTRESSED



TUMBLED

SCALE

Depending on the design goals, the shape and size of a paver can help make an outdoor space look more cozy, more open and contemporary, or more in harmony with the surrounding environment.

4" X 8"
HOLLAND STONE



5" X 11¹/₁₆"
MELVILLE™ PLANK



6" X 12"
DIMENSIONS™

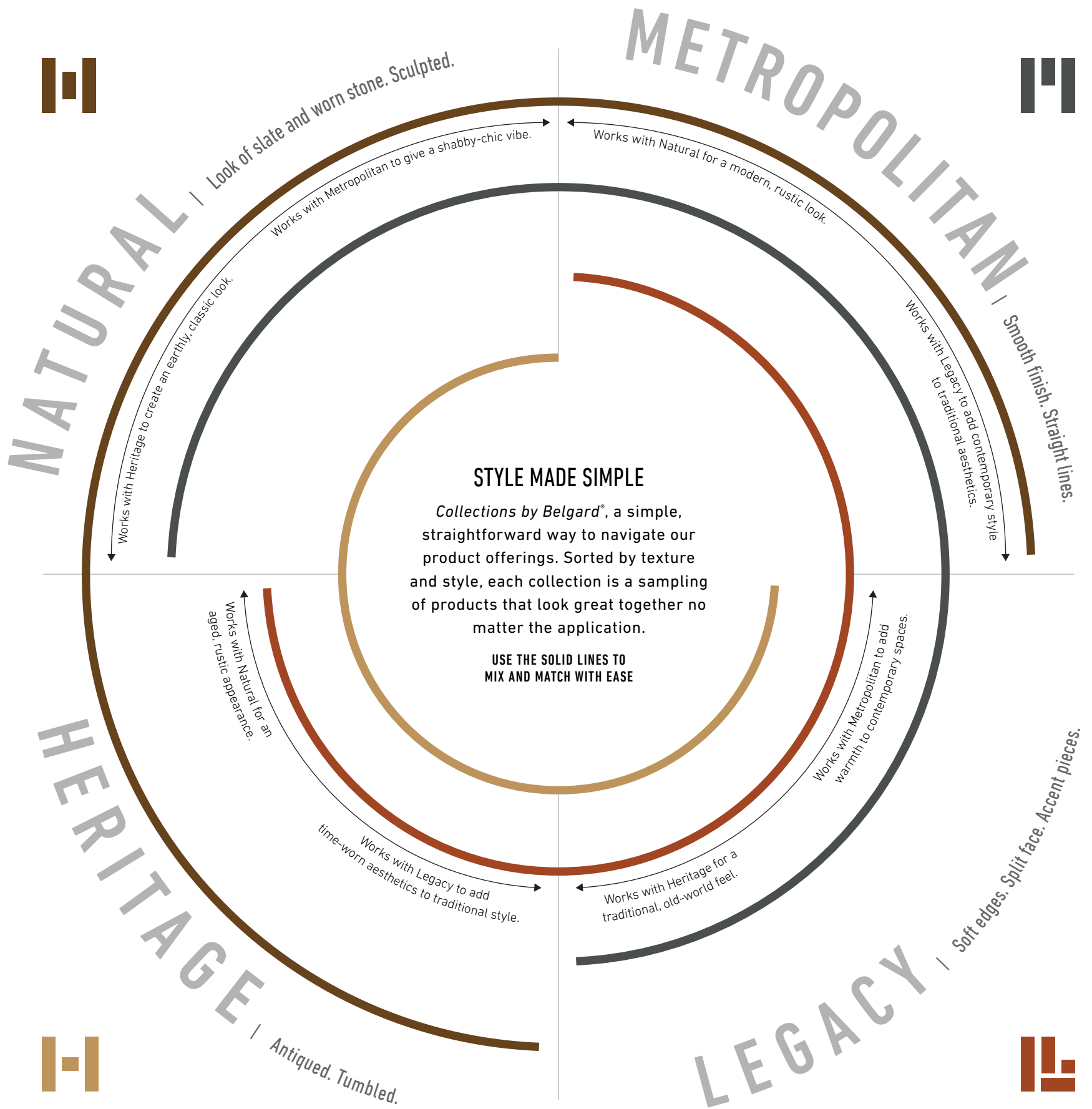



15⁵/₈" X 11¹/₁₆"
MEGA-ARBEL™



15¹/₄" X 23³/₁₆"
TURFSTONE™








METROPOLITAN & LEGACY

The soft edges of Legacy accent the smooth, straight lines of Metropolitan



HERITAGE & LEGACY

Use the Legacy collection to accent the antiqued look of Heritage

MIX, MATCH & MORE WITH COLLECTIONS



NATURAL & METROPOLITAN

The sculpted look of Natural provides textural contrast to the smooth finish of Metropolitan



NATURAL & HERITAGE

The worn stone slate of Natural pairs well with the antiqued look of Heritage





Top: Celtik® Wall in Sable Blend, Holland Stone in Charcoal, Tru-Scapes Lighting

Bottom: Mega-Arbel® in Sable Blend

Right: Diamond® 90 in Danville Blend and Landings™ Step in Sable Blend









Top: Marina™ Coping in Fossil Beige

Bottom: Holland Stone in Sable Blend and Liberty Blend

Left: Old York™ in Charcoal ©Jared Kuzia for This Old House





Top: Celtik® Wall in Bella

Bottom: Lafitt® Rustic Slab in Danville Blend, Holland Stone Paver in Charcoal and Belair Wall® in Danville Blend

Right: Lafitt® Rustic Slab in Sillex Blend










Top: Dublin Cobble® in Sable Blend

Bottom: Noon Porcelain Paver in Daylight

Left: Belair Wall® in Danville Blend





LEGEND



METROPOLITAN



NATURAL



HERITAGE



LEGACY



ENVIRONMENTAL



PERMEABLE



VEHICULAR USE

PAVERS



METROPOLITAN

24
Dimensions™

NATURAL

26
Origins™

28
Mega-Arbel®

HERITAGE

30
Dublin Cobble®

LEGACY

32
Holland Stone

34
London Cobble

ENVIRONMENTAL

36
Aqualine™

37
Turfstone™

slate
smooth
tumbled



DIMENSIONS™

NEW

3-PIECE SYSTEM



BELLA



DANVILLE BLEND




MOUNTAIN MIST



SABLE BLEND

**SMOOTH
MODULAR
MODERN**

DIMENSIONS 6 | 60MM



3 x 6 x 2 3/8 6 x 6 x 2 3/8 6 x 9 x 2 3/8

DIMENSIONS 12 | 60MM



6 x 12 x 2 3/8 12 x 12 x 2 3/8 18 x 12 x 2 3/8

DIMENSIONS 18 | 60MM



9 x 18 x 2 3/8 18 x 18 x 2 3/8 27 x 18 x 2 3/8

ACCENT | 60MM



6 x 9 x 2 3/8







NEW

ORIGINS™

3-PIECE SYSTEM



BELLA



DANVILLE BLEND



MOUNTAIN MIST



SABLE BLEND




TEXTURED
SLATE
MODULAR

ORIGINS6 | 60MM




3 x 6 x 2³/₈ 6 x 6 x 2³/₈ 6 x 9 x 2³/₈

ORIGINS12 | 60MM



6 x 12 x 2³/₈ 12 x 12 x 2³/₈ 18 x 12 x 2³/₈

ORIGINS18 | 60MM*



9 x 18 x 2³/₈ 18 x 18 x 2³/₈ 27 x 18 x 2³/₈

ACCENT | 60MM



6 x 9 x 2³/₈







MEGA-ARBEL[®]

PATIO SLAB



FOSSIL BEIGE



SABLE BLEND



FLAGSTONE
ORGANIC
HARMONIOUS

PATIO SLAB | 60MM



15³/₈ x 21 x 2³/₈







DUBLIN COBBLE®



BELLA



CHARCOAL*



FOSSIL BEIGE



SABLE BLEND



CLASSIC
ANTIQUED
ELEGANT

3-PIECE MODULAR | 60MM



5⁵/₁₆ x 2¹⁵/₁₆ x 2³/₈



5¹⁵/₁₆ x 5¹⁵/₁₆ x 2³/₈



5¹⁵/₁₆ x 8⁷/₈ x 2³/₈

6 X 9



5¹⁵/₁₆ x 8⁷/₈ x 2³/₈

*Only available in 6x9







HOLLAND STONE




CHARCOAL



FOSSIL BEIGE



LIBERTY BLEND



SABLE BLEND



CLASSIC
ACCENT
SMOOTH

60MM



$3\frac{1}{16} \times 7\frac{7}{8} \times 2\frac{3}{8}$







LONDON COBBLE



BELLA



CHARCOAL*



FOSSIL BEIGE



SABLE BLEND



VERSATILE
TAILORED
PILLOW-TOP

3-PIECE MODULAR | 60MM



3 x 6 x 2³/₈



6 x 6 x 2³/₈



6 x 9 x 2³/₈



6 x 6 x 2³/₈

6 X 6




6 x 9 x 2³/₈

*Only available in 6x9.










FOSSIL BEIGE



SABLE BLEND

 MODULAR
 SMOOTH
 INTERLOCKING



AQUALINE™

80MM



4½ x 9 x 3⅛

9L | 80MM*



9 x 9 x 3⅛

*Only available in Sable Blend



TURFSTONE™



GRAY



UNIQUE
ECO-FRIENDLY
DURABLE

80MM



15 $\frac{3}{4}$ x 23 $\frac{5}{8}$ x 3 $\frac{1}{8}$



LEGEND



PORCELAIN



UNIFORM
APPEARANCE



SLIGHT
VARIATION



MODERATE
VARIATION



SUBSTANTIAL
VARIATION



REFLECTIVE
SCALE

PORCELAIN



PORCELAIN

40
Quarziti 2.0

42
Glocal

43
Silverlake

44
Verona™

45
Noon

46
Unico

stone finish
wood finish
concrete finish

VISIT [Beldgard.com/Porcelain](http://Belgard.com/Porcelain)
FOR MORE STYLES AND COLORS



QUARZITI 2.0 STONE FINISH



MOUNTAINS
QR 02 NAT



WATERFALL
QR 03 NAT



RIVER
QR 04 NAT



MANTLE
QR 05 NAT



AUTHENTIC
DIVERSE
NATURAL

*NOTE: This product can be installed
using elevated systems.*

24 X 24



23.54 x 23.54 x 3/4

UNICO



12.99 x 23.54 x 3/4


See page 46
for full product
information.



Spacers are required for all porcelain paver installations. For vehicular applications, there must be a mortar install over a concrete slab. Visit [Beldgard.com/porcelain](http://Belgard.com/porcelain) for additional installation details.

MIRAGE
Porcelain Design. Sustainability





IDEAL
GC 03



CLASSIC
GC 05



GLOBAL
LOCAL
NUANCED

*NOTE: This product can be installed
using elevated systems.*



SPECIAL
ORDER

GLOCAL
CONCRETE FINISH

**Special Order – set-up fees, lead times
and freight charges may apply.*



*Spacers are required for all porcelain paver
installations. For vehicular applications,
there must be a mortar install over a concrete slab. Visit
Belgard.com/porcelain for additional installation details.*

24 X 24



23.54 x 23.54 x 3/4

MIRAGE
Porcelain Design. Sustainability

SPECIAL ORDER

SILVERLAKE

STONE FINISH



BRAIES
SK 01 ST



NEMI
SK 04 ST



ORSI
SK 06 ST



AUTHENTIC
DIVERSE
NATURAL

*NOTE: This product can be installed
using elevated systems.*

24 X 24



23.54 x 23.54 x 3/4

24 X 48



23.54 x 47.17 x 3/4

**Special Order – set-up fees, lead times
and freight charges may apply.*



*Spacers are required for all porcelain paver
installations. For vehicular applications,
there must be a mortar install over a concrete slab. Visit
Belgard.com/porcelain for additional installation details.*

MIRAGE
Porcelain Design. Sustainability



BLUE STONE

VR 01 ST



TAOS

VR 02 ST



YUKON

VR 03 ST



PLATINUM

VR 04 ST



HARMONIOUS
NATURAL
STRIKING

*NOTE: This product can be installed
using elevated systems.*

**SPECIAL
ORDER**

VERONA™
STONE FINISH

**Special Order – set-up fees, lead times
and freight charges may apply.*



*Spacers are required for all porcelain paver
installations. For vehicular applications,
there must be a mortar install over a concrete slab. Visit
Belgard.com/porcelain for additional installation details.*

24 X 24



23.54 x 23.54 x 3/4

MIRAGE
Porcelain Design. Sustainability



NOON

WOOD FINISH



DAYLIGHT
NN 01 ST



EMBER
NN 02 ST



HONEY
NN 03 ST



WARM
LIVELY
AGED

NOTE: This product can be installed using elevated systems.

8 X 48



7.64 x 47.17 x 3/4

UNICO



12.99 x 23.54 x 3/4

See page 46
for full product
information.



Spacers are required for all porcelain paver installations. For vehicular applications, there must be a mortar install over a concrete slab. Visit Belgard.com/porcelain for additional installation details.

MIRAGE
Porcelain Design. Sustainability.

UNICO

STEP & COPING

NOON



DAYLIGHT
NN 01 ST



EMBER
NN 02 ST



HONEY
NN 03 ST



QUARZITI 2.0



MOUNTAINS
QR 02 NAT



WATERFALL
QR 03 NAT



RIVER
QR 04 NAT



MANTLE
QR 05 NAT



UNICO



12.99 x 23.54 x 3/4



TWO INSTALLATION NEEDS,
A SINGLE SOLUTION.

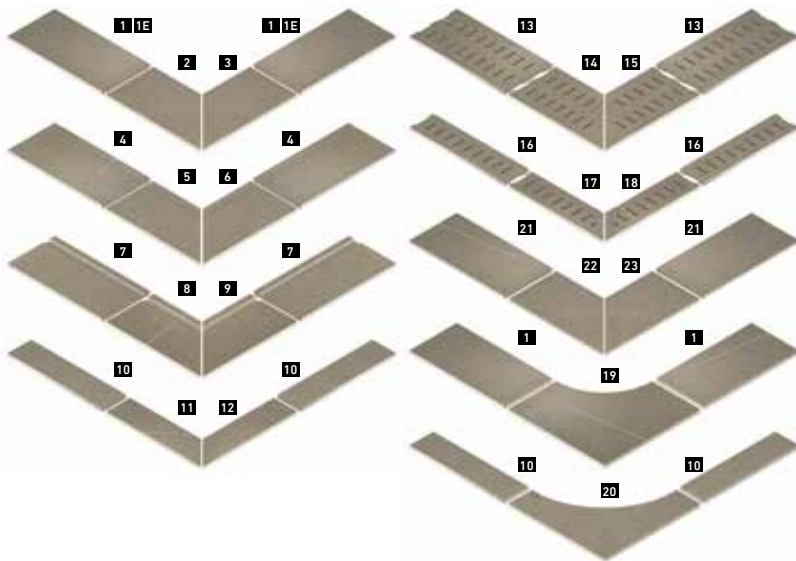
This versatile porcelain unit is processed on both sides to give you maximum flexibility and design freedom. Unico can be used as a step and as a coping for swimming pools. With a rounded, bullnose edge or straight edge, this uniquely functional border piece looks great from every angle.

MIRAGE
Porcelain. Design. Sustainability.



STRAIGHT EDGE





SPECIAL ORDER

1 Straight edge 30 - 12" x 24"

1E UNICO step - 12" x 24"

2 3 LH/RD straight corner 30 - 12" x 24"

LH/RH straight corner with UNICO step
to be cut on site from a 12" x 24" piece

4 Grate edge - 12" x 24"

5 LH corner grate - 12" x 24"

6 RH corner grate - 12" x 24"

7 Shaped edge - 12" x 24"

8 LH shaped corner - 12" x 24"

9 RH shaped corner - 12" x 24"

10 Straight edge 15 - 6" x 24" / 8" x 24"

11 LH straight edge 15 - 6" x 24" / 8" x 24"

12 RH straight edge 15 - 6" x 24" / 8" x 24"

13 Grate 30 - 12" x 24"

14 LH corner grate 30 - 12 x 24"

15 RH corner grate 30 - 12" x 24"

16 Grate 15 - 6" x 24" / 8" x 24"

17 LH corner grate 15 - 6" x 24" / 8" x 24"

18 RH corner grate 15 - 6" x 24" / 8" x 24"

19 Curved corner 30 - 24" x 24"

20 Curved corner 15 - 24" x 24"

21 Invisible grate - 12" x 24"

22 LH invisible corner grate - 12" x 24"

23 RH invisible corner grate - 12" x 24"



LEGEND



METROPOLITAN



NATURAL



HERITAGE



LEGACY

WALLS



METROPOLITAN

52
Melville™ Wall

NATURAL

54
Belair Wall®


56
Diamond Pro®
PS Quarried Face

57
Hillcrest Stone

HERITAGE

58
Celtik® Wall &
Pier Kit

60
Weston Stone™



LEGACY

62
Diamond® 9D

63
Diamond Pro®

64
Diamond Pro® PS

65
Highland Stone®



*freestanding
retaining
garden*

TAKE *it from* THE PROS


As the originator of the Diamond rear-lip system, **Anchor Wall Systems** is the industry expert on both residential and commercial retaining walls.



Trusted to build walls up to 100 feet high

SAME BLOCK, TWO OPTIONS FOR INSTALL

Both rear-lip and pin system establish wall position setback. The choice is yours.





QUARRIED FACE



STONE CUT

DIAMOND PRO[®] SERIES

WITH 100 MILLION+ UNITS SOLD, DIAMOND PRO IS THE #1 CHOICE FOR COMMERCIAL WALL BLOCKS. First developed in the 1990s, the Diamond Pro Series quickly became contractors' preferred wall block for large-scale walls.


VISIT Belgard.com/DiamondPro FOR MORE STYLES AND COLORS

The Diamond[®] Wall System is the gold standard for residential retaining walls. Following professional demand, the 8" high version was developed and introduced as the Pro Series.



DIAMOND PRO[®]

Launched in 1996, Diamond Pro Retaining Wall System was created out of the need for a reliable commercial use product.



Available in straight face, beveled face styles & a corner unit. 4" matching split face cap.

DIAMOND PRO[®] QUARRIED FACE

Launched in 2018, Diamond Pro Quarried Face Retaining Wall System was created with a sculpted or chiseled look you would find in a quarry.



Available with a corner unit. 4" matching sculpted face cap.

DIAMOND PRO[®] PS

Launched in 2016, Diamond Pro PS Retaining Wall System gives contractors the option of a non rear-lip with the ease of a pin system.



Available in Beveled Face, Victorian Face & Virtual Joints. 4" matching split face cap.



MELVILLE™

WALL



CHESWICK

SANDBRIDGE



FREESTANDING / RETAINING

LINEAR
OVERSIZED
SMOOTH

WALL UNIT



4 x 20 x 10

CAP



2 x 20 x 13

For walls over 30 inches in height, soil reinforcement is generally necessary. A qualified engineer should be consulted for design and analysis of structures.

ENGINEERED SOLUTIONS BY
ANCHOR™
WALL SYSTEMS







BELAIR WALL®



DANVILLE BLEND



SABLE BLEND



FREESTANDING / RETAINING
HIGH-END
CHISELED
SOPHISTICATED

6" FREESTANDING WALL



6 x 8 / 6 x 11



6 x 16 / 14 x 11

6" RETAINING WALL



6 x 8 x 8



6 x 16 x 8

CAP



3 x 7 / 8 x 13½

COLUMN/CORNER



6 x 16 x 8

CAP END



3 x 8 x 13½

WALL END



6 x 8 x 11

U START BASE BLOCK

3½ x 18½ x 12*
(Sold Separately)

Recommended for use with all available wall block units. Visit Belgard.com for full product information.

*Note: U Start Base Block actual coverage length is 16"¼

Important Tip for Base Course:
Due to the manufacturing process of this block, pitch the base course back slightly to keep the wall level on higher courses.

For walls over 30 inches in height, soil reinforcement is generally necessary. A qualified engineer should be consulted for design and analysis of structures.







BELLA

SABLE BLEND



RETAINING

SCULPTED
HIGH-END
DURABLE

DIAMOND PRO[®]

PS QUARRIED FACE

BLOCK

8 x 18 x 12

CORNER

8 x 18 x 9

4" QUARRIED CAP

4 x 17¼ / 12 x 10¾

ANCHOR™ FIBERGLASS PINS*

5" L x .05" dia.

U START BASE BLOCK

3½ x 18½ x 12

Recommended for use with all available wall block units. Visit Belgard.com for full product information.

**Note: U Start Base Block actual coverage length is 16¼"*

**2 pins per block, sold separately.*





HILLCREST™

STONE



WALL VENEER BY ECHELON™

INNOVATIVE
STACKED STONE
MODULAR



ALPINE



ALPINE-SABLE
FIELD BLEND
(50/50)



SABLE



ALPINE-TIMBER
FIELD BLEND
(50/50)



TIMBER



TIMBER-TIMBER
FIELD BLEND
(50/50)

VENEER



Available Sizes (Inches) Heights: 2, 3, 4 & 6
Lengths: 6, 8, 10, 12, 14, 16 & 20
Thicknesses: 1 $\frac{1}{8}$, 1 $\frac{1}{2}$



IAPMO Building Evaluation Report #502
www.iapmo.org

Please visit EchelonMasonry.com for technical information.





CELTIK[®]

WALL & PIER KIT



BELLA



FOSSIL BEIGE



SABLE BLEND



FREESTANDING / RETAINING

TEXTURED
NATURAL
EUROPEAN

6" RETAINING6 x 8⁷/₈ x 6"6 x 8⁷/₈ x 10⁷/₁₆"6 x 8⁷/₈ x 13³/₁₆"6 x 8⁷/₈ x 17¹/₈"**6" FREESTANDING**6 x 8⁷/₈ x 6"6 x 8⁷/₈ x 10⁷/₁₆"6 x 8⁷/₈ x 13³/₁₆"6 x 8⁷/₈ x 17¹/₈"**3" SINGLE-SIDED CAP**3 x 15³/₄ x 12"**3" DOUBLE-SIDED CAP**3 x 17¹/₄ / 12 x 10³/₈"**CLIP****UNIVERSAL COLUMN KIT 27" X 27"**

Only available in 6" size.

Unit Dimensions:
6 x 18 x 9"

Column cap sold separately

**U START BASE BLOCK**3¹/₂ x 18¹/₂ x 12"

Recommended for use with all available
wall block units. Visit Belgard.com for
full product information.

*Note: U Start Base Block actual
coverage length is 16¹/₁₆"







WEST STONE™



FOSSIL BEIGE



SABLE BLEND



FREESTANDING / RETAINING

CLASSIC
TUMBLED
VERSATILE

UNIVERSAL



4 x 12 x 8







FOSSIL BEIGE



SABLE BLEND



RETAINING

DISTRESSED
MULTIPURPOSE
CLASSIC



DIAMOND[®] 9D

STONE CUT

FORMAL FACE

6 x 18 x 9

CORNER

6 x 18 x 9

6" FSW LARGE

6 x 18 / 16 x 9

3" DOUBLE-SIDED CAP3 x 17¹/₄ / 12 x 10³/₈**U START BASE BLOCK**3¹/₂ x 18¹/₂ x 12

Recommended for use with all available wall block units. Visit Belgard.com for full product information.

**Note: U Start Base Block actual coverage length is 16¹/₈*



DIAMOND[®] PRO



BRITTNEY BLEND



SABLE BLEND



RETAINING

RUGGED
TIMELESS
TRUSTED

STONE CUT



8 x 18 x 12

CORNER



8 x 18 x 9

4" UNIVERSAL CAP



4 x 17¹/₄ / 12 x 10⁵/₁₆

U START BASE BLOCK*



3¹/₂ x 18⁷/₁₆ x 12*
(Sold Separately)

Recommended for use with all available wall block units.

**Note: U Start Base Block actual coverage length is 16¹¹/₁₆*



BRITNEY BLEND

SABLE BLEND



RETAINING

ROUGH-HEWN
FLEXIBLE
TRUSTED




DIAMOND[®]

PRO PS

**STRAIGHT FACE**

8 x 18 x 12

CORNER

8 x 18 x 9

4" UNIVERSAL CAP4 x 17 $\frac{1}{4}$ / 12 x 10 $\frac{5}{8}$ **ANCHOR™ PINS**

5" L x .05" dia.

U START BASE BLOCK™3 $\frac{1}{2}$ x 18 $\frac{7}{16}$ x 12"
(Sold Separately)

Recommended for use with all available wall block units. Visit Belgard.com for full product information.

**Note: U Start Base Block actual coverage length is 16 $\frac{1}{16}$ "*



HIGHLAND STONE®



CHESAPEAKE

JAMES RIVER



FREESTANDING / RETAINING

CHARMING
MULTI-PIECE
VERSATILE

6" FREESTANDING



6 x 6 x 12



6 x 12 x 12



6 x 18 x 12



6 x 6 x 12



6 x 18 x 12

6" RETAINING

XL™ CAP



3 x 18 / 12 x 13

COLUMN/CORNER



6 x 18 x 9

U START BASE BLOCK®



3½ x 18⁷/₁₆ x 12*
(Sold Separately)

Recommended for use with all available wall block units. Visit Belgard.com for full product information.

*Note: U Start Base Block actual coverage length is 16¹/₁₆

For walls over 30 inches in height, soil reinforcement is generally necessary. A qualified engineer should be consulted for design and analysis of structures.





LEGEND



NATURAL



*When your project demands more
from a product, these materials
offer limitless possibilities*

VISIT Belgard.com/VersatileLandscaping
FOR OUR PROJECT IDEA BOOK AND MORE

NATURAL

68
Ashlar Tandem™

VERSATILE LANDSCAPING



ASHLAR TANDEM™



DANVILLE BLEND



SABLE BLEND



FREESTANDING / RETAINING

MULTI-PIECE
CHISELED
VERSATILE

Installed in HGTV's Dream Home 2020!


Belgard.com/HGTVDreamHome

ASHLAR TANDEM UNITS 1, 2 & 3

7 x 13³/₁₆ x 2⁵/₈7 x 15¹³/₁₆ x 2⁵/₈7 x 18⁷/₁₆ x 2⁵/₈

TANDEM CAP

3¹/₄ x 24 x 15

COLUMN CAP

24 x 24 x 3¹/₄

MODULAR BLOCK


7¹/₁₆ x 7⁷/₈ x 7⁷/₈
(Connectors Included)

Vist Belgard.com/tandem
for full product
information.

8" CONNECTOR



TANDEM COLUMN KIT



TANDEM MODULAR GRID



Vist Belgard.com/tandem
for full product
information.

U START BASE BLOCK®

3¹/₂ x 18⁷/₁₆ x 12*
(Sold Separately)

Recommended for use with all available
wall block units. Visit Belgard.com for
full product information.

*Note: U Start Base Block actual
coverage length is 16¹/₁₆







LEGEND



NATURAL



HERITAGE

FIRE FEATURES



NATURAL

72
Bordeaux™ Series

73
Bristol™ Series

HERITAGE

74
Weston Stone™
Traditional Fireplace

75
Weston Stone™
Fire Pit Kit



SIENNA
BODY COLOR



BUFF
ACCENT COLOR



PEWTER
BODY COLOR



MIDNIGHT
BODY COLOR



NATURAL
POLISHED
GRAND



BORDEAUX™ SERIES

PLEASE NOTE: All of our fireplaces, brick ovens and fire pits come standard as wood-burning units. However, our fireplaces and fire pits can be retro-fitted for gas burning log sets and burners. Our brick ovens are wood-burning units only. Please contact us for more details at 877-235-4273.

Be sure to check with your local municipality for any codes that may affect your installation. Grill island includes Summerset Grill and Door Set. Grill is available in propane or natural gas. Must be specified when placing order.



LINEAR FIREPLACE
6'2"W x 2'11"D x 2'5"H



GRILL ISLAND
2'6"D x 5'11"W x 3'5"H
(Grill and doors included)



FIREPLACE WOOD BOXES
2'1¼"D x 3'3"W x 3'1"H per box
(Sold as pair)



FIREPLACE
2'7"D x 4'3"W x 7'8"H



XL FIREPLACE*
3'2¼"D x 5'6"W x 9'H

*Special Order



BRISTOL™

SERIES

GASCONY TAN
BODY COLOR



ASHBURY HAZE
ACCENT COLOR



COTSWOLD MIST
BODY COLOR



BROOKSTONE SLATE
ACCENT COLOR



TUMBLLED
RUSTIC
INVITING



GRILL ISLAND*

3'D x 6'4"W x 4'4"H
(Grill and doors included)



FIREPLACE WOOD BOXES

2'4"D x 3'W x 3'3"H per box
(Sold as pair)



FIREPLACE

3'D x 5'W x 9'6"H



HEARTH

2'D x 5'W x 11"H

**Special Order*

PLEASE NOTE: All of our fireplaces, brick ovens and fire pits come standard as wood-burning units. However, our fireplaces and fire pits can be retro-fitted for gas burning log sets and burners. Our brick ovens are wood-burning units only. Please contact us for more details at 877-235-4273.

Be sure to check with your local municipality for any codes that may affect your installation. Grill island includes Summerset Grill and Door Set. Grill is available in propane or natural gas. Must be specified when placing order.



CHESAPEAKE



JAMES RIVER

H
 CLEAN
 VERSATILE
 TUMBLED



WESTON STONE™

TRADITIONAL FIREPLACE

**FIREPLACE**

4'4"D x 5'W x 8'8"H

**FIREPLACE WOOD BOXES**

2'4"D x 2'8"W x 2'11"H per box

Please note this product is a kit and does not come pre-assembled.



WESTON STONE™

FIRE PIT KIT



FOSSIL BEIGE



SABLE BLEND



CLEAN
VERSATILE
TUMBLLED

SQUARE FIRE PIT



4 x 8 x 12



CIRCLE FIRE PIT



4 x 8 x 8



4 x 12 x 8



*Round Fire Pit:
Outside is 4' 7" in diameter.
Stacks up to 4 rows high*

*Square Fire Pit:
Outside is 4' 10". Stacks up to 4 rows high.*

Metal ring insert included in the kit.



LEGEND



NATURAL



LEGACY

ACCESSORIES



NATURAL

78
Landings™ Step

79
Henley Collection™
Pier Cap

LEGACY

80
Marina™ Coping

81
Anglia Edger®



CHARCOAL



LINEN



TAN


 QUARRIED
 GRAND
 ORGANIC



LANDINGS[™]

STEP

STEP UNIT



6 x 48 x 18



HENLEY COLLECTION™ PIER CAP



CHARCOAL




OAK



ELEGANT
CHISELED
QUARRIED

PIER CAP



- 26 x 26 x 2½
- 28 x 28 x 2½
- 30 x 30 x 2½



CHARCOAL



FOSSIL BEIGE



SABLE BLEND



BULLNOSED
VERSATILE
ACCENT



MARINA™

COPING

COPING UNIT



5⁵/₁₆ x 11¹³/₁₆ x 2³/₁₆



ANGLIA EDGER®



BELLA



SABLE BLEND



CHISELED
TAPERED
ACCENT

4-PIECE MULTI-PIECE




8 x 7⁷/₈ x 4¹/₂



8 x 10¹/₂ x 4¹/₂



8 x 15¹/₂ x 4¹/₂



8 x 17⁷/₈ x 4¹/₂

COMPLETE PAVER CARE

For over 35 years, installers and homeowners everywhere trust the effectiveness and durability of Techniseal® products to keep their hardscapes as beautiful as they envisioned.

Over 35 million sq. ft. of sealer coverage shipped from 2016 to present – 43 times the size of Madison Square Garden in New York

Over 107 million sq. ft. of sand coverage shipped from 2016 to present – 3 times the size of Central Park in New York

Over 98,000 gallons of cleaners shipped from 2016 to present – the equivalent of 36 minutes of water dropping from Burney Falls in California





INSTALL

SANDS

High-performance jointing materials remain flexible to withstand seasonal weather impact, with lasting durability to prevent weed and insect invasion. Sand is available in a variety of colors to suit your style; contact your local Belgard® Representative for your regional offerings.



CLEAN

CLEANERS



Superior solutions for any cleaning challenge, from light cleaning to deep oil, rust, or grime removal.



PROTECT

SEALERS














Enhance the look of your outdoor space with the perfect finish, while protecting your hardscape from weathering and staining.

PREVENTATIVE MAINTENANCE

Untreated concrete pavers are porous and can absorb stains if not properly maintained. To keep your space looking its best, address surface grime and stubborn spots with Techniseal specialized cleaners to help prevent long-term damage to your pavers. Select a high-quality Techniseal sealer in your preferred finish to enhance your hardscape's overall look and help prevent stains. Whether installing a new hardscape or restoring an existing space, Techniseal offers solutions to maximize the life of concrete pavers.





PAVERS


PALLET INFORMATION / ESTIMATING CHART




 AQUALINE™			SQFT/ PALLET	SQFT/ LAYER	LAYER/ PALLET	UNITS/ PALLET	WEIGHT/ PALLET
80MM		4½ x 9 x 3½	90	11.25	8	352	3170
 DIMENSIONS™ 3-PIECE			SQFT/ PALLET	SQFT/ LAYER	LAYER/ PALLET	UNITS/ PALLET	WEIGHT/ PALLET
DIMENSIONS 6		3 x 6 x 2¾	20	2	10	160	-
		6 x 6 x 2¾	40	4	10	160	-
		9 x 6 x 2¾	60	6	10	160	-
TOTAL			120	12	10	480	3165
DIMENSIONS 12		6 x 12 x 2¾	20	2	10	40	-
		12 x 12 x 2¾	40	4	10	40	-
		18 x 12 x 2¾	60	6	10	40	-
TOTAL			120	12	10	120	3205
DIMENSIONS 18		9 x 18 x 2¾	22.5	2.25	10	20	-
		18 x 18 x 2¾	22.5	2.25	10	10	-
		27 x 18 x 2¾	67.5	6.75	10	20	-
TOTAL			112.5	11.25	10	50	3025
6 X 9		6 x 9 x 2¾	112.5	11.25	10	300	2985

PAVERS

PALLET INFORMATION / ESTIMATING CHART


DUBLIN COBBLE®			SQFT/ PALLET	SQFT/ LAYER	LAYER/ PALLET	UNITS/ PALLET	WEIGHT/ PALLET
3-PIECE MODULAR		2 ¹⁵ / ₁₆ x 5 ¹⁵ / ₁₆ x 2 ³ / ₈	20	2	10	160	-
		5 ¹⁵ / ₁₆ x 5 ¹⁵ / ₁₆ x 2 ³ / ₈	40	4	10	160	-
		5 ¹⁵ / ₁₆ x 8 ⁷ / ₈ x 2 ³ / ₈	60	6	10	160	-
TOTAL			120	12	10	480	3165
6 X 9		5 ¹⁵ / ₁₆ x 8 ⁷ / ₈ x 2 ³ / ₈	112.5	11.25	10	300	2980











HOLLAND STONE			SQFT/ PALLET	SQFT/ LAYER	LAYER/ PALLET	UNITS/ PALLET	WEIGHT/ PALLET
60MM		3 ¹⁵ / ₁₆ x 7 ⁷ / ₈ x 2 ³ / ₈	120	12	10	540	3120


LONDON COBBLE			SQFT/ PALLET	SQFT/ LAYER	LAYER/ PALLET	UNITS/ PALLET	WEIGHT/ PALLET
3-PIECE MODULAR		3 x 6 x 2 ³ / ₈	20	2	10	160	-
		6 x 6 x 2 ³ / ₈	40	4	10	160	-
		6 x 9 x 2 ³ / ₈	60	6	10	160	-
TOTAL			120	12	10	480	3090
6 X 6		6 x 6 x 2 ³ / ₈	120	12	10	420	2994
6 X 9		6 x 9 x 2 ³ / ₈	112.5	11.25	10	300	2980

PAVERS

PALLET INFORMATION / ESTIMATING CHART


MEGA-ARBEL® PATIO SLAB			SQFT/ PALLET	SQFT/ LAYER	LAYER/ PALLET	UNITS/ PALLET	WEIGHT/ PALLET
60MM		15 ³ / ₈ x 21 x 2 ³ / ₈	104.4	8.7	12	352	3170



ORIGINS™ 3-PIECE			SQFT/ PALLET	SQFT/ LAYER	LAYER/ PALLET	UNITS/ PALLET	WEIGHT/ PALLET
ORIGINS 6		3 x 6 x 2 ³ / ₈	40	4	10	160	-
		6 x 6 x 2 ³ / ₈	40	4	10	160	-
		9 x 6 x 2 ³ / ₈	60	6	10	160	-
TOTAL			120	12	10	480	3165
ORIGINS 12		6 x 12 x 2 ³ / ₈	20	2	10	40	-
		12 x 12 x 2 ³ / ₈	40	4	10	40	-
		18 x 12 x 2 ³ / ₈	60	6	10	40	-
TOTAL			120	12	10	120	3205
ORIGINS 18		9 x 18 x 2 ³ / ₈	22.5	2.25	10	20	-
		18 x 18 x 2 ³ / ₈	22.5	2.25	10	10	-
		27 x 18 x 2 ³ / ₈	67.5	6.75	10	20	-
TOTAL			120	12	10	50	3025
6 X 9		6 x 9 x 2 ³ / ₈	112.5	11.25	10	300	2985

TURFSTONE™			SQFT/ PALLET	SQFT/ LAYER	LAYER/ PALLET	UNITS/ PALLET	WEIGHT/ PALLET
80MM		15 ³ / ₈ x 23 ⁵ / ₈ x 3 ¹ / ₈	107	13.375	8	40	2900




PORCELAIN


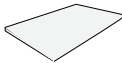
PALLET INFORMATION / ESTIMATING CHART



 GLOCAL			GROSS WEIGHT / BOX	PIECES / BOX	SQFT / BOX	BOXES / FULL PALLET	SQFT / PALLET	PALLET GROSS WEIGHT
24 X 24		23.54 x 23.54 x 3/4	33 kg / 72 lbs	2	7.75	30	232.5	980 kg / 2160 lbs

 NOON			GROSS WEIGHT / BOX	PIECES / BOX	SQFT / BOX	BOXES / FULL PALLET	SQFT / PALLET	PALLET GROSS WEIGHT
8 X 48		7.64 x 47.17 x 3/4	21 kg / 46 lbs	2	5.06	30	151.8	642 kg / 1415 lbs

 QUARZITI 2.0			GROSS WEIGHT / BOX	PIECES / BOX	SQFT / BOX	BOXES / FULL PALLET	SQFT / PALLET	PALLET GROSS WEIGHT
24 X 24		23.54 x 23.54 x 3/4	33 kg / 72 lbs	2	7.75	30	232.5	980 kg / 2160 lbs















 SILVERLAKE			GROSS WEIGHT / BOX	PIECES / BOX	SQ FT / BOX	BOXES / FULL PALLET	SQ FT / PALLET	GROSS WEIGHT / PALLET
24 X 24		23.54 x 23.54 x 3/4	33 kg / 72 lbs	2	7.75	30	232.5	980 kg / 2160 lbs
24 X 48		23.54 x 47.17 x 3/4	34 kg / 74 lbs	1	7.75	35	271.25	1189 kg / 2621 lbs

 UNICO			GROSS WEIGHT / BOX	PIECES / BOX	SQ FT / BOX	BOXES / FULL PALLET	LN FT / PALLET	PALLET GROSS WEIGHT
UNICO		12.99 x 23.54 x 3/4	24 kg / 52 lbs	3	6.37	40	254.82	943 kg / 2080 lbs

 VERONA™			GROSS WEIGHT / BOX	PIECES / BOX	SQFT / BOX	BOXES / FULL PALLET	SQFT / PALLET	PALLET GROSS WEIGHT
24 X 24		23.54 x 23.54 x 3/4	33 kg / 72 lbs	2	7.75	30	232.5	980 kg / 2160 lbs

WALLS

PALLET INFORMATION / ESTIMATING CHART

 BELAIR WALL®			SQFT/ PALLET	SQFT/ LAYER	LAYER/ PALLET	UNITS/ PALLET	WEIGHT/ PALLET
6" FSW		6 x 8 / 6 x 11	6	2	3	18	-
		6 x 16 / 14 x 11	12	4	3	18	-
TOTAL			18	6	3	36	1644
6" SRW		6 x 8 x 8	10	3.33	3	30	-
		6 x 16 x 8	10	3.33	3	30	-
TOTAL			30	10	3	60	2398
CORNER		6 x 16 x 8	-	-	2	20	1254
CAP		3 x 7 / 8 x 13½	-	-	4	72	3258
CAP END		3 x 8 x 13½	-	-	2	36	1504
WALL END		6 x 8 x 11	-	-	2	42	1550
 CELTIK WALL			SQFT/ PALLET	SQFT/ LAYER	LAYER/ PALLET	UNITS/ PALLET	WEIGHT/ PALLET
90MM		3½ x 8⅞ x 6½	-	-	-	-	-
		3½ x 8⅞ x 10¼	-	-	-	-	-
		3½ x 8⅞ x 13¼	-	-	-	-	-
		3½ x 8⅞ x 17	-	-	-	-	-
TOTAL			-	-	-	-	-

WALLS




PALLET INFORMATION / ESTIMATING CHART






CELTIK WALL CON'T.		SQFT/ PALLET	SQFT/ LAYER	LAYER/ PALLET	UNITS/ PALLET	WEIGHT/ PALLET
135MM		5 ⁵ / ₁₆ x 8 ⁷ / ₈ x 6 ¹ / ₂	-	-	-	-
		5 ⁵ / ₁₆ x 8 ⁷ / ₈ x 10 ¹ / ₄	-	-	-	-
		5 ⁵ / ₁₆ x 8 ⁷ / ₈ x 13 ¹ / ₄	-	-	-	-
		5 ⁵ / ₁₆ x 8 ⁷ / ₈ x 17	-	-	-	-
TOTAL		-	-	-	-	-
STEP-TREAD		11 x 16 x 3 ¹ / ₂ 13 x 16 x 3 ¹ / ₂	-	-	-	-
		3 ⁵ / ₁₆ x 12 x 16	-	-	-	-

DIAMOND® 9D STONE CUT		SQFT/ PALLET	SQFT/ LAYER	LAYER/ PALLET	UNITS/ PALLET	WEIGHT/ PALLET
FORMAL FACE		6 x 18 x 9	44.4	8.88	5	3198
		6 x 18 / 16 x 9	30	7.5	4	2954
CORNER		6 x 18 x 9	30	7.5	4	2030
		3 x 17 ¹ / ₄ / 12 x 10 ³ / ₈	18	3	6	2112

WALLS






PALLET INFORMATION / ESTIMATING CHART










 DIAMOND PRO			SQFT/ PALLET	SQFT/ LAYER	LAYER/ PALLET	UNITS/ PALLET	WEIGHT/ PALLET
STONE CUT		8 x 18 x 12	48	12	4	48	2954
CORNER		8 x 18 x 9	30	7.5	4	40	2030
4" CAP		4 x 17¼ / 12 x 10¾	34	3.8	9	72	4125

 DIAMOND PRO PS			SQFT/ PALLET	SQFT/ LAYER	LAYER/ PALLET	UNITS/ PALLET	WEIGHT/ PALLET
STRAIGHT FACE		8 x 18 x 12	40	10	4	40	4060
CORNER		8 x 18 x 12	30	7.5	4	40	2030
4" CAP		3 x 8 x 13	34	3.8	9	72	4125
PINS		5" L x .05" dia.	-	-	-	100 per box	-



WALLS


PALLET INFORMATION / ESTIMATING CHART


 DIAMOND PRO® PS QUARRIED			SQFT/ PALLET	SQFT/ LAYER	LAYER/ PALLET	UNITS/ PALLET	WEIGHT/ PALLET
BLOCK		8 x 18 x 12	48	12	4	48	3616
CORNER		8 x 18 x 9	20	10	2	20	2300
4" CAP		4 x 17¼ / 12 x 10¾	25.38	2.82	9	54	3078
PINS		5" L x .05" dia.	-	-	-	100 per box	-

 HIGHLAND STONE®			SQFT/ PALLET	SQFT/ LAYER	LAYER/ PALLET	UNITS/ PALLET	WEIGHT/ PALLET
6" RETAINING		6 x 6 x 12	4	0.8	5	16	-
		6 x 12 x 12	8	1.6	5	16	-
		6 x 18 x 12	12	2.4	5	16	-
	TOTAL			24	6	4	48
6" FREESTANDING		6 x 6 ¼ x 9	4	0.8	5	20	-
		6 x 12 / 10 x 9	9	1.8	5	20	-
		6 x 18 / 16 x 9	14	2.8	5	20	-
	TOTAL			27	5.4	5	60
CORNER		6 x 18 x 9	30	7.5	4	40	3060
XL CAP		3 x 18 / 12 x 13	22.32	2.79	8	72	3312






WALLS PALLET INFORMATION / ESTIMATING CHART

MELVILLE™ WALL			SQFT/ PALLET	SQFT/ LAYER	LAYER/ PALLET	UNITS/ PALLET	WEIGHT/ PALLET
WALL UNIT		4 x 20 x 10	26.6	4.44	6	48	3060
CAP		2 x 20 x 13	16.8	1.68	10	60	2500

WESTON STONE™			SQFT/ PALLET	SQFT/ LAYER	LAYER/ PALLET	UNITS/ PALLET	WEIGHT/ PALLET
UNIVERSAL		4 x 12 x 8	40	6.67	6	120	3480

U START BASE BLOCK			SQFT/ PALLET	SQFT/ LAYER	LAYER/ PALLET	UNITS/ PALLET	WEIGHT/ PALLET
BLOCK		3½ x 18⅞ x 12	86.3	10.7875	8	56	2777

VERSATILE LANDSCAPING PALLET INFORMATION / ESTIMATING CHART

ASHLAR TANDEM™			SQFT/ PALLET	SQFT/ LAYER	LAYER/ PALLET	UNITS/ PALLET	WEIGHT/ PALLET
UNIT 1		7 x 13⅔ x 3	-	-	-	-	-
UNIT 2		7 x 15⅔ x 3	-	-	-	-	-
UNIT 3		7 x 18⅞ x 3	-	-	-	-	-
TOTAL			70	11.67	6	90	1916
CAP		15 x 24 x 3¼	25	6.25	4	32	2912
COLUMN CAP		24 x 24 x 3¼	-	-	4	16	2352

FIRE FEATURES





PALLET INFORMATION / ESTIMATING CHART




BORDEAUX™ SERIES	BODY / ACCENT COLOR	ITEM CODE	UNIT WEIGHT
Fireplace	Sienna / Buff	70300791	4200
Wood Boxes	Sienna / Buff	13140001	3070
Grill Island (Summerset)	Sienna / Buff	70583280	3055
Grill Island (LP)	Sienna / Buff	13110010	3055
Fireplace	Sienna / Midnight	13070014	4200
Wood Boxes	Sienna / Midnight	13140020	3070
Brick Oven	Sienna / Midnight	13000014	6215
Grill Island (Summerset)	Sienna / Midnight	13110014	3055
Grill Island (LP)	Sienna / Midnight	13110015	3055
Linear Fireplace	Midnight / Buff	13000202	-


BRISTOL™ SERIES	BODY / ACCENT COLOR	ITEM CODE	UNIT WEIGHT
Fireplace	Gascony / Ashbury	70580261	7245
Wood Boxes	Gascony / Ashbury	70580334	3950
Hearth	Gascony / Ashbury	70580262	1180
Grill Island (Summerset)	Gascony / Ashbury	13110008	4125
Grill Island (LP)	Gascony / Ashbury	11130250	4125
Fireplace	Cotswold / Brookstone	70580312	7245
Wood Boxes	Cotswold / Brookstone	70580534	3950
Hearth	Cotswold / Brookstone	70580309	1180
Grill Island (Summerset)	Cotswold / Brookstone	13110009	4125
Grill Island (LP)	Cotswold / Brookstone	13110256	4125


ACCESSORIES

PALLET INFORMATION / ESTIMATING CHART

■ ANGLIA EDGER		SQFT/ PALLET	SQFT/ LAYER	LAYER/ PALLET	UNITS/ PALLET	WEIGHT/ PALLET
MULTI-PIECE		81/8 x 51/4 x 8	-	-	-	-
		101/2 x 51/4 x 8	-	-	-	-
		155/8 x 51/4 x 8	-	-	-	-
		18 x 51/4 x 8	-	-	-	-
TOTAL		69.75	23.25	3	-	2808

■ HENLEY COLLECTION		SQFT/ PALLET	SQFT/ LAYER	LAYER/ PALLET	UNITS/ PALLET	WEIGHT/ PALLET
PIER CAP		26 x 26 x 2 1/2	-	-	-	-
		28 x 28 x 2 1/2	-	-	-	-
		30 x 30 x 2 1/2	-	-	-	-

■ LANDINGS™ STEP		SQFT/ PALLET	SQFT/ LAYER	LAYER/ PALLET	UNITS/ PALLET	WEIGHT/ PALLET
STEP UNIT		6 x 48 x 18	-	-	1	870

■ MARINA® COPING		SQFT/ PALLET	SQFT/ LAYER	LAYER/ PALLET	UNITS/ PALLET	WEIGHT/ PALLET
60MM		81	27	3	108	2106

COMPATIBILITY CHART

PAVERS	HERITAGE	NATURAL	METROPOLITAN	PORCELAIN	LEGACY	ENVIRONMENTAL
Aqualine						•
Dimensions™	•		•		•	
Dublin Cobble®	•	•			•	
Glocal				•		
Holland Stone	•		•		•	
London Cobble	•		•		•	
Mega-Arbel®	•	•	•			
Noon				•		
Origins™	•	•	•			
Quarziti 2.0				•		
Silverlake				•		
Turfstone™						•
Unico				•		
Verona™				•		

WALLS	HERITAGE	NATURAL	METROPOLITAN	PORCELAIN	LEGACY	ENVIRONMENTAL
Belair Wall®	•	•	•			
Celtik® Wall & Pier Kit	•	•			•	
Diamond® 9D		•	•		•	
Diamond® Pro		•	•		•	
Diamond® Pro PS		•	•		•	
Diamond Pro® PS Quarried	•	•	•			
Highland Stone®		•	•		•	
Melville™ Wall	•		•		•	
Weston Stone™	•		•		•	

VERSATILE LANDSCAPING	HERITAGE	NATURAL	METROPOLITAN	PORCELAIN	LEGACY	ENVIRONMENTAL
Ashlar Tandem™	•	•	•			

FIRE FEATURES	HERITAGE	NATURAL	METROPOLITAN	PORCELAIN	LEGACY	ENVIRONMENTAL
Bordeaux™ Series	•	•	•			
Bristol™ Series	•	•	•			
Weston Stone™ Fire Pit Kit	•		•		•	
Weston Stone™ Fireplace	•		•		•	

COPING, CURBS, EDGERS & VENEER	HERITAGE	NATURAL	METROPOLITAN	PORCELAIN	LEGACY	ENVIRONMENTAL
Anglia Edger®		•	•		•	
Henley Collection™ Pier Cap	•	•	•			
Landings™ Step	•	•	•			
Marina™ Coping		•	•		•	



BELGARD
PAVES THE WAY

© Copyright 2021 Oldcastle APG, Inc. All Rights Reserved. BEL20-420

BELGARD.COM

PICTURED ON THE COVER:
LAFITT® RUSTIC SLAB WITH MEGA-ARBEL® PATIO SLAB AND COUNTRYSIDE FIRE PIT